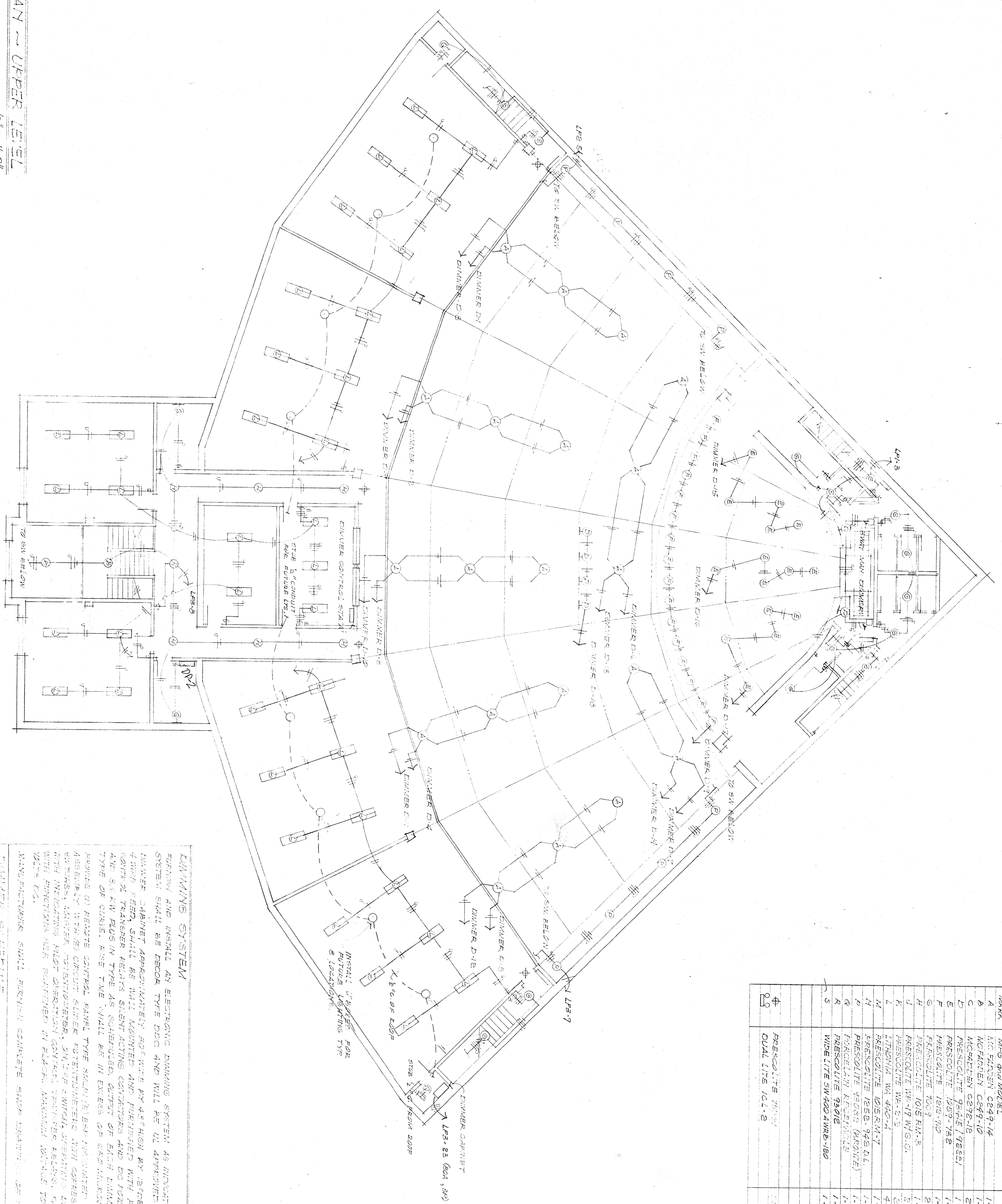


THIS DRAWING REMAINS THE PROPERTY OF THE ARCHITECT AND IS NOT TO BE USED IN ANY WAY WITHOUT HIS PERMISSION

LIGHTING PLAN - UPPER LEVEL
Scale 1/8" = 1'-0"



MARK	FIXTURE SCHEDULE	QUANTITY	NOTES
A	NO. 1000 100W	1-500 3-15	RECESSED
B	NO. 1000 100W	1-500 3-15	RECESSED
C	NO. 1000 100W	1-500 3-15	RECESSED
D	NO. 1000 100W	1-500 3-15	RECESSED
E	NO. 1000 100W	1-500 3-15	RECESSED
F	NO. 1000 100W	1-500 3-15	RECESSED
G	NO. 1000 100W	1-500 3-15	RECESSED
H	NO. 1000 100W	1-500 3-15	RECESSED
I	NO. 1000 100W	1-500 3-15	RECESSED
J	NO. 1000 100W	1-500 3-15	RECESSED
K	NO. 1000 100W	1-500 3-15	RECESSED
L	NO. 1000 100W	1-500 3-15	RECESSED
M	NO. 1000 100W	1-500 3-15	RECESSED
N	NO. 1000 100W	1-500 3-15	RECESSED
O	NO. 1000 100W	1-500 3-15	RECESSED
P	NO. 1000 100W	1-500 3-15	RECESSED
Q	NO. 1000 100W	1-500 3-15	RECESSED
R	NO. 1000 100W	1-500 3-15	RECESSED
S	NO. 1000 100W	1-500 3-15	RECESSED
T	NO. 1000 100W	1-500 3-15	RECESSED
U	NO. 1000 100W	1-500 3-15	RECESSED
V	NO. 1000 100W	1-500 3-15	RECESSED
W	NO. 1000 100W	1-500 3-15	RECESSED
X	NO. 1000 100W	1-500 3-15	RECESSED
Y	NO. 1000 100W	1-500 3-15	RECESSED
Z	NO. 1000 100W	1-500 3-15	RECESSED

DINING SYSTEM			
MARK	FIXTURE SCHEDULE	QUANTITY	NOTES
A	NO. 1000 100W	1-500 3-15	RECESSED
B	NO. 1000 100W	1-500 3-15	RECESSED
C	NO. 1000 100W	1-500 3-15	RECESSED
D	NO. 1000 100W	1-500 3-15	RECESSED
E	NO. 1000 100W	1-500 3-15	RECESSED
F	NO. 1000 100W	1-500 3-15	RECESSED
G	NO. 1000 100W	1-500 3-15	RECESSED
H	NO. 1000 100W	1-500 3-15	RECESSED
I	NO. 1000 100W	1-500 3-15	RECESSED
J	NO. 1000 100W	1-500 3-15	RECESSED
K	NO. 1000 100W	1-500 3-15	RECESSED
L	NO. 1000 100W	1-500 3-15	RECESSED
M	NO. 1000 100W	1-500 3-15	RECESSED
N	NO. 1000 100W	1-500 3-15	RECESSED
O	NO. 1000 100W	1-500 3-15	RECESSED
P	NO. 1000 100W	1-500 3-15	RECESSED
Q	NO. 1000 100W	1-500 3-15	RECESSED
R	NO. 1000 100W	1-500 3-15	RECESSED
S	NO. 1000 100W	1-500 3-15	RECESSED
T	NO. 1000 100W	1-500 3-15	RECESSED
U	NO. 1000 100W	1-500 3-15	RECESSED
V	NO. 1000 100W	1-500 3-15	RECESSED
W	NO. 1000 100W	1-500 3-15	RECESSED
X	NO. 1000 100W	1-500 3-15	RECESSED
Y	NO. 1000 100W	1-500 3-15	RECESSED
Z	NO. 1000 100W	1-500 3-15	RECESSED


THIS DRAWING REMAINS THE PROPERTY OF THE ARCHITECT AND IS NOT TO BE USED IN ANY WAY WITHOUT HIS PERMISSION

LIGHTING PLAN - UPPER LEVEL
GRACE BAPTIST CHURCH

WILMINGTON, NORTH CAROLINA

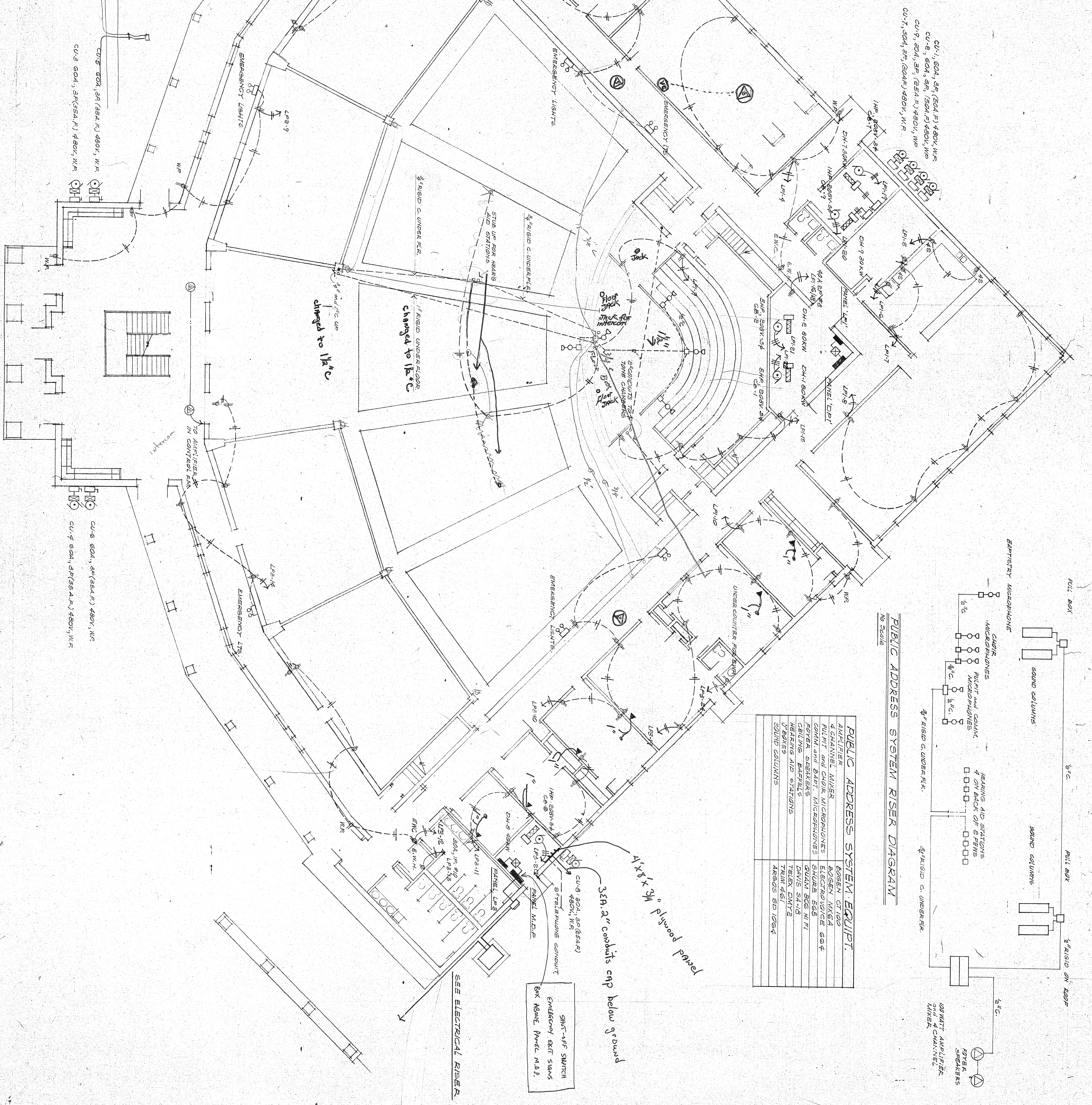
JOE V. LINE A.I.A. ARCHITECT

207-B NORTH RIDGEWAY DRIVE - CLEBURNE, TEXAS 76031 - PHONE 817-645-0281



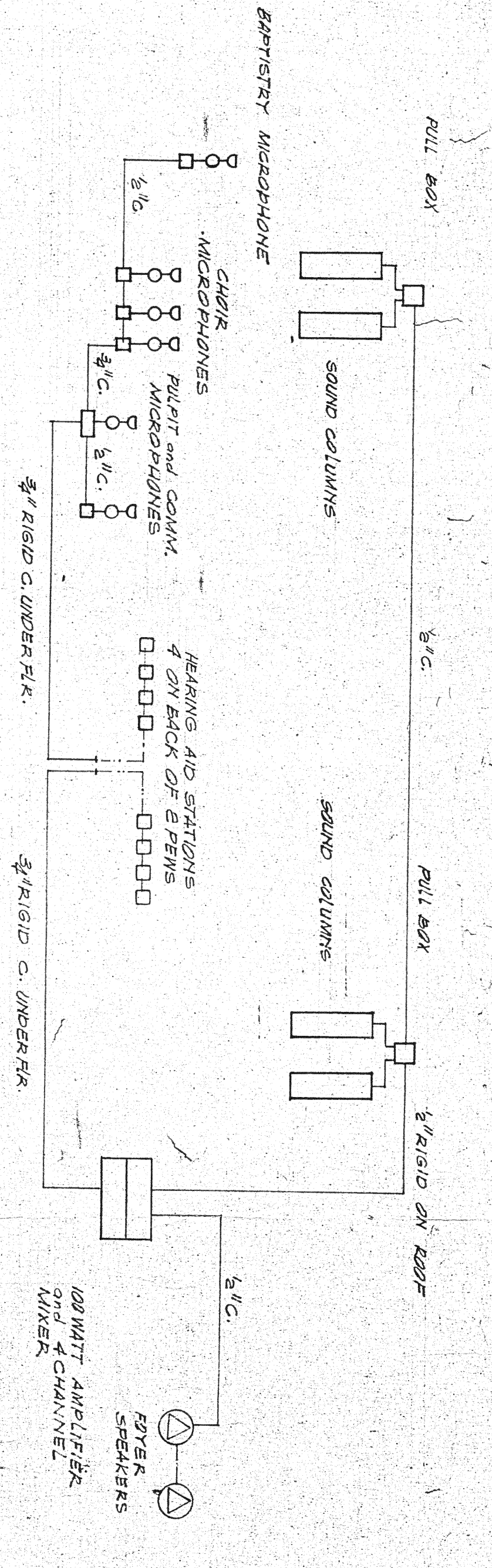
SHEET NO. E-2
DRAWN BY DATE 7-21-76
REVISIONS DATE

ELECTRICAL POWER PLAN - MAIN LEVEL
Scale 1/8" = 1'-0"



PUBLIC ADDRESS SYSTEM RISER DIAGRAM
1/8" Scale

PUBLIC ADDRESS SYSTEM EQUIPT.	
AMPLIFIER	BOSEN 1000
4 CHANNEL MIXER	BOSEN 1000
PULIT and CHOIR MICROPHONES	ELECTROVOICE 664
COMM. and BAPT. MICROPHONES	SHURE 554
FOYER SPEAKERS	SHURE 554
CEILING SPEAKERS	SHURE 554
TRAINING AID STATIONS	TELEX 461
SOUND COLUMNS	MARCO SD 1264



THIS DRAWING REMAINS THE PROPERTY OF THE ARCHITECT AND IS NOT TO BE USED IN ANY WAY WITHOUT HIS PERMISSION